

LLTF CONTRAST™

THE ULTIMATE SUPERCONTINUUM FILTER UP TO 20W INPUT POWER



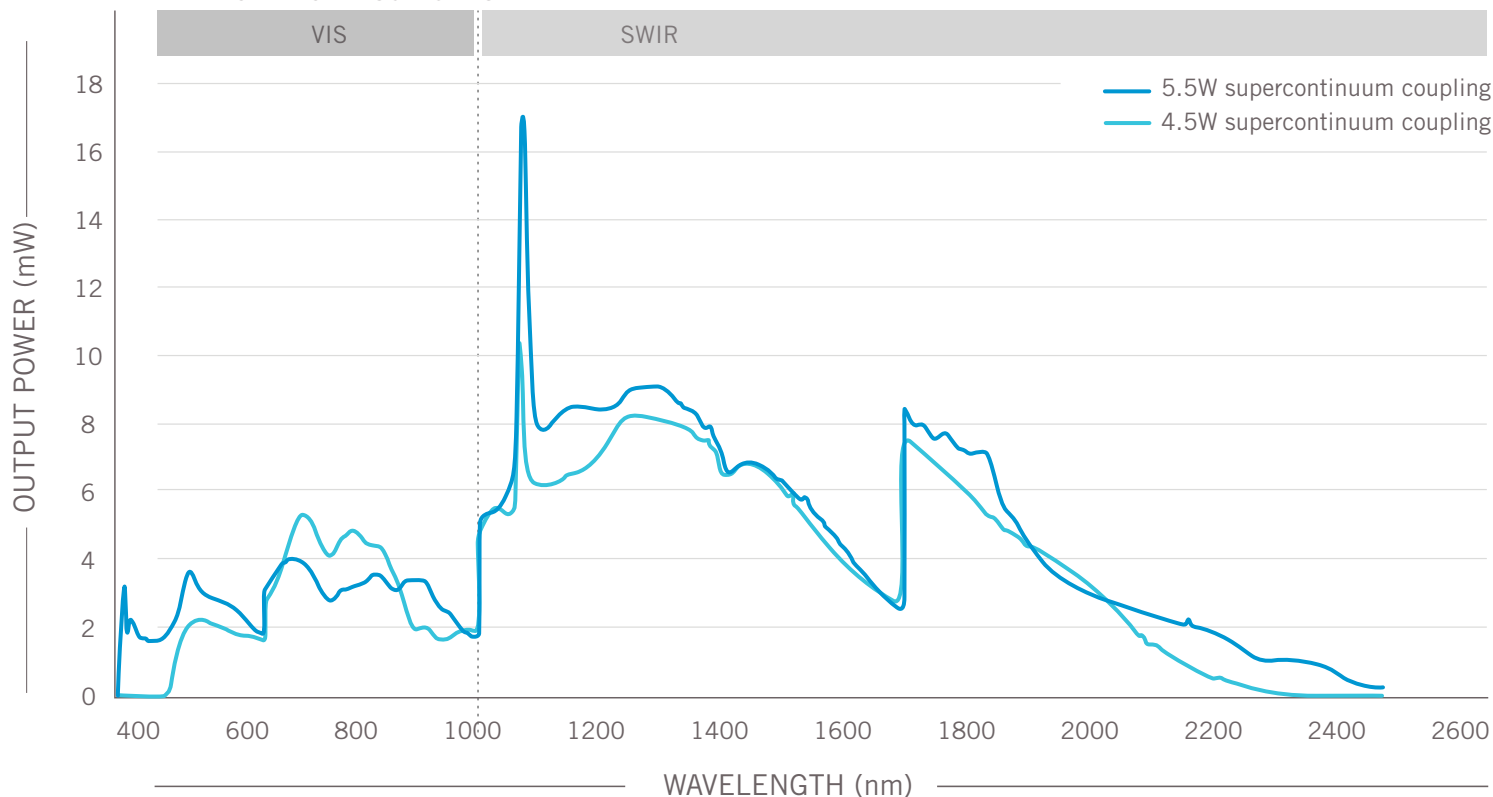
The Laser Line Tunable Filter (LLTF) is a non-dispersive tunable bandpass filter based on volume holographic gratings. It delivers the highest signal throughput in the industry, and is also unique in that it combines very high optical density (> OD6) and outstanding out-of-band rejection with wide tunability. A single filter can be tuned from 400 nm to 1000 nm (VIS) or 1000 nm to 2500 nm (SWIR), with bandwidths (FWHM) of <2.5 nm and <5 nm respectively. The output pointing is very stable, removing the need to realign optical setup. The LLTF Contrast is compatible with any VIS-NIR supercontinuum or laser source. Depending on the application, a series of options are available.

TECHNICAL SPECIFICATIONS			
	CONTRAST VIS	CONTRAST SWIR	CONTRAST X
Spectral Range <i>(extended and reduced spectral ranges also available**)</i>	400 - 1000 nm	1000 - 2300 nm (2500 nm optional*)	where X represents a custom spectral range
Bandwidth (FWHM)***	1.0 - 2.5 nm	2.0 - 5.0 nm	High resolution 0.15 nm - 0.9 nm
Out of Band Rejection <i>(fibered output or with the background suppressor accessory)</i>	< -60 dB @ ± 40 nm	< -60 dB @ ± 80 nm <small>(measured up to 1.7 μm)</small>	Depends on the bandwidth
Maximum input average power	HP8 (up to 8W), HP20 (up to 20W)	HP8 (up to 8W), HP20 (up to 20W)	HP4 (up to 4W)
Peak Efficiency	typical around 60%		
Optical Density (OD)	> OD6 (measured at 1064 nm)		TBD
Grating Damage Threshold	< 5 GW/cm ² peak power @ 1064 nm, 8 ns		
Input Beam Diameter	≤ 5 mm		
Input Beam Divergence Requirement	< 1 mrad		
Wavelength Relative Accuracy	FWHM / 8		
Pointing Stability	< 1 mm lateral displacement @ 1 m from filter		
Scanning speed (multiple step)	35 ms stabilization time for 0.1 nm step, 45 ms stabilization time for 0.2 nm step, 55 ms stabilization time for 1 nm step, 60 ms stabilization time for 2 nm step, 65 ms stabilization time for 5 nm step, 70 ms stabilization time for 10 nm step		
<i>For displacement within the same grating</i>			
Operating System (OS)	Windows 10 (64 bits), Windows 8 (64 bits) and Windows 7 (64 bits)		
Software	PHYSpec™ included (SDK available)		
Computer Connection	USB 2.0 (compatible 1.1)		
Dimensions (L x W x H)	9" x 6.3" x 6.7" 23 cm x 16 cm x 17 cm		
Operating Temperature	10 to 40°C		
Storage Temperature	0 to 50°C		
Power Supply	100 - 240 V , 50 - 60 Hz		
OPTIONS & ACCESSORIES			
Enhance SWIR	N/A	* up to 2500 nm	
Fibered Output	An X-Y-Z translation adjustment allows coupling optimization.		
Harmonic Filter	Blocks the harmonics coming from the region 400 - 500 nm	Blocks the harmonics coming from the region 500 - 850 nm and/or 850 - 1250 nm	Filter chosen according to spectral range
Alignment Kit (for free space)	In free-space (input/output) configuration, the alignment kit allows the user to rapidly find the correct alignment		
** Extended and reduced spectral ranges also available	e.g.: 500-2000 nm, 400-1700nm, 500-900 nm, 400-650 nm, 650-1000 nm, 1000-1700 nm, 1700-2300 nm, etc.		

*** Valid if the divergence of the input beam does not exceed 1 mrad

NOTE: Photon etc reserves the right to change the design and specification of the product at any time, without notice.

LLTF VIS AND SWIR OUTPUT POWER



LLTF EXTENDED (500-2000 nm) OUTPUT POWER

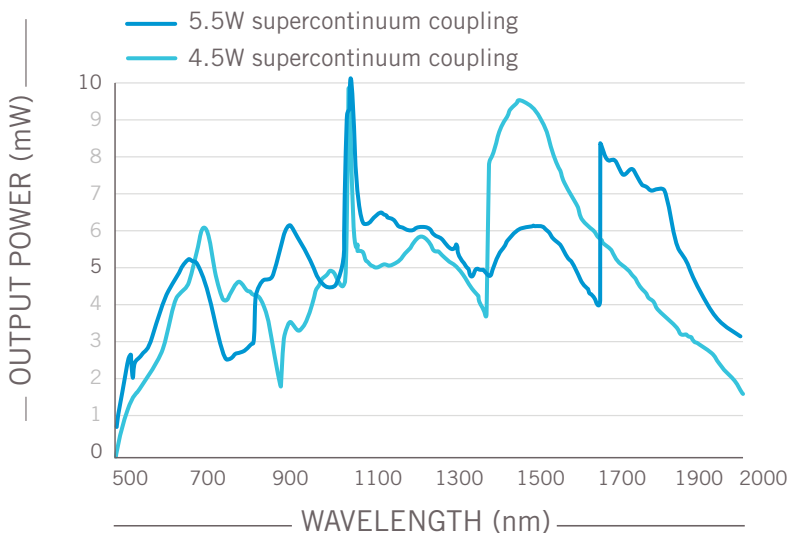
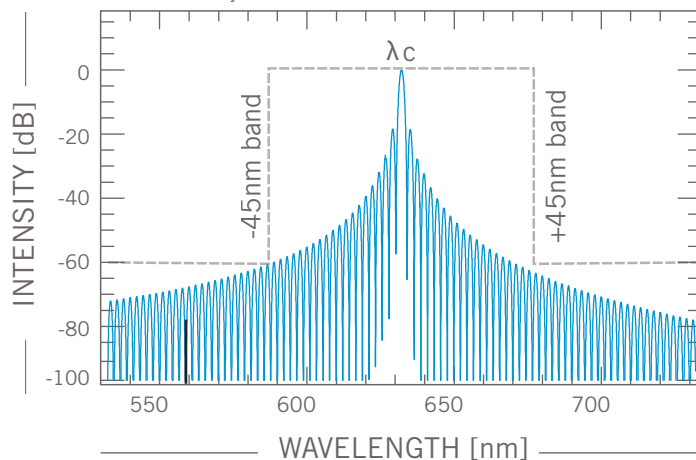


Illustration of the out-of-band rejection of a volume holographic grating at $\lambda_c = 632$ nm. Bands of ± 45 nm are presented and an out-of-band rejection of -60 dB is obtained.



OUR DISTRIBUTORS

EUROPE

ITALY
CRISEL INSTRUMENTS
+39 06 35402933
vitucci@crisel-instruments.it

PORTUGAL
IZASA SCIENTIFIC LDA
+351 21 424 73 00
info-pt@izasascientific.com

BELGIUM, NETHERLANDS & LUXEMBURG
TE LINTELO SYSTEMS B.V.
+31 316-340804
roland@tlsbv.nl

UNITED KINGDOM & IRELAND
PRO-LITE TECHNOLOGY LTD
+44 (0) 12344 36110
nick.barnett@pro-lite.co.uk

GERMANY, SWITZERLAND, AUSTRIA
MD INNOVATION TECH GMBH
+49 9233 7157745
info@md-innovationtech.com

SPAIN
IZASA SCIENTIFIC S.L.U.
+902 20 30 80
jrecasens@izasascientific.com

FRANCE
OPTON LASER INTERNATIONAL
+33 (0)1 69 41 04 05
ventes@optonlaser.com

POLAND
LABNATEK
+22 119 47 17
info@labnatek.pl

GERMANY, SWITZERLAND, AUSTRIA & EASTERN EUROPE
SPHEREOPTICS
+49 (0)8152 983 78-90
info@sphereoptics.de

SWEDEN, NORWAY, DENMARK & FINLAND
KMG FOTONIK AB
+46 (0) 70 64 64 275
info@kmgfotonik.se

ASIA & OCEANIA

JAPAN
TOKYO INSTRUMENT
+81 3 3686 4711
sales@tokyoinst.co.jp

SINGAPOUR
CADENCE TECHNOLOGIES
+65 6779 0900
cwchong@cadence-tech.com.sg

AUSTRALIA
SCITECH PTY LTD
+61 3 9480 4999
con@scitech.com.au

CHINA
AUNION TECH
+86 21 51083793
info@auniontech.com

SOUTHEAST ASIA
ALV TECHNOLOGIES
+65 67468068

INDIA
INKARP INSTRUMENTS PVT.LTD
+914027172293
harishk@inkarp.co.in

SHANGAI CHEER INSTRUMENT LTD
18201727656

GENERAL TECH SCIENCES
+86 10 68337300
info@gtechsci.com