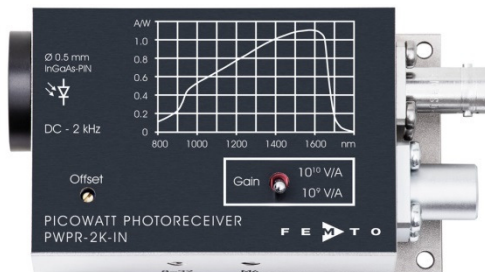


# Ultra-Low Noise 2 kHz Photoreceiver with InGaAs-PIN Photodiode



The picture shows model PWPR-2K-IN-FS.

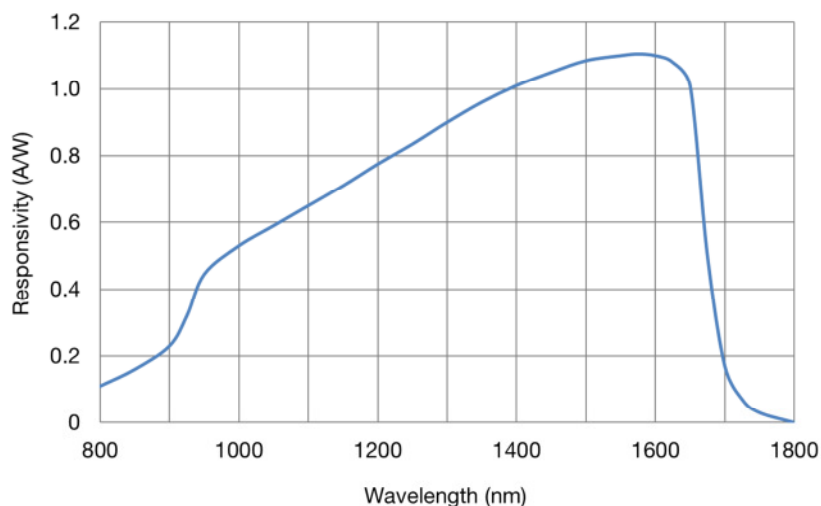
Features

- InGaAs-PIN detector, 0.5 mm active diameter
- Spectral range 900 - 1700 nm
- Ultra-low noise, NEP 10 fW/√Hz
- Bandwidth DC to 2 kHz
- Transimpedance gain switchable 1.0 x 10<sup>9</sup> V/A, 1.0 x 10<sup>10</sup> V/A
- Free-space input 1.035"-40 threaded, alternatively 25 mm diameter unthreaded
- Easily convertible to fiber optic input (FC and FSMA) with optionally available screw-on adapters
- UNC 8-32 and M4 tapped holes for mounting on standard posts with metric and imperial thread

Applications

- Spectroscopy, reflection and transmission measurements
- Highly sensitive optoelectronic measurements
- Applications utilizing optical chopper modulation
- Optical front-end for oscilloscopes, A/D converters and lock-in amplifiers

Spectral Response



# Ultra-Low Noise 2 kHz Photoreceiver with InGaAs-PIN Photodiode

Available Versions

PWPR-2K-IN-FST



Internal threaded coupler ring with 30 mm outer diameter (included)

1.035"-40 threaded flange for free space applications, compatible with many optical standard accessories and for use with various types of fiber connector adapters

Optionally available:

Fiber adapters PRA-FC and PRA-FSMA

(Coupling efficiency will depend on fiber type.)

With the relative large 0.5 mm dia. photodiode installed in the PWPR-2K-IN input coupling is not critical. However, standard SM 9/125 fibers (PC or APC) with low numerical aperture (NA) are recommended for ensuring near 100% coupling efficiency.)

PWPR-2K-IN-FS



25 mm dia. unthreaded flange for free space applications, compatible with many optical standard accessories.

PWPR-S


Customized versions available on request

Available Accessories

PRA-FSMA  
PRA-FC



Fiber-adapter with external 1.035"-40 thread



PRA-PAP



Alternative mounting option:

Post adapter plate, easy to mount on FEMTO photoreceiver series OE, FWPR, PWPR, HCA-S and LCA-S



PS-15-25-L



Power supply  
Input: 100 - 240 VAC  
Output: ±15 VDC

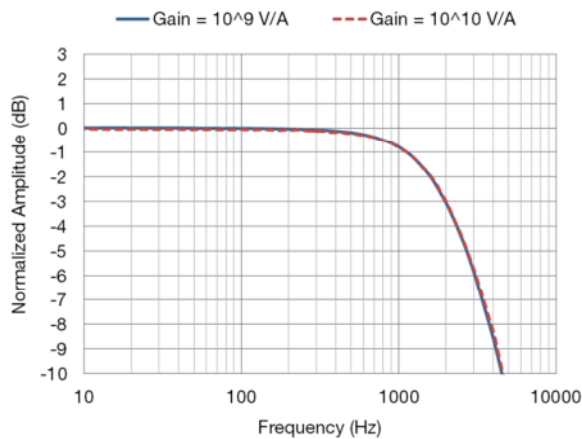
## Ultra-Low Noise 2 kHz Photoreceiver with InGaAs-PIN Photodiode

Specifications	<p>Test conditions <math>V_s = \pm 15\text{ V}</math>, <math>T_A = 25\text{ }^\circ\text{C}</math>, output load impedance <math>1\text{ M}\Omega</math>, warm-up 20 minutes (min. 10 minutes recommended)</p>
Gain	<p>Transimpedance gain <math>1.0 \times 10^9\text{ V/A}</math>, <math>1.0 \times 10^{10}\text{ V/A}</math> (switchable) (@ output load <math>\geq 100\text{ k}\Omega</math>)</p> <p>Gain accuracy <math>\pm 1\%</math> (electrical)</p> <p>Conversion gain <math>1.1 \times 10^9\text{ V/W}</math>, <math>1.1 \times 10^{10}\text{ V/W}</math> typ. (switchable) (@ <math>1580\text{ nm}</math>, output load <math>\geq 100\text{ k}\Omega</math>)</p>
Frequency Response	<p>Lower cut-off frequency DC</p> <p>Upper cut-off frequency (<math>-3\text{ dB}</math>) <math>2\text{ kHz}</math></p> <p>Rise/fall time (<math>10\% - 90\%</math>) <math>165\text{ }\mu\text{s}</math></p>
Detector	<p>Detector type InGaAs-PIN photodiode</p> <p>Active area <math>\varnothing 0.5\text{ mm}</math></p> <p>Spectral range <math>900 - 1700\text{ nm}</math></p> <p>Max. sensitivity <math>1.1\text{ A/W}</math> @ <math>1580\text{ nm}</math> typ.</p>
Input	<p>Input offset current (dark current) <math>0.6\text{ pA}</math> typ.</p> <p>Input offset current drift factor <math>2 / 10\text{ }^\circ\text{C}</math></p> <p>Input offset compensation range <math>\pm 120\text{ pA}</math> (adjustable by offset potentiometer)</p> <p>Optical saturation power <math>9.1\text{ nW}</math> (@ <math>10^9\text{ V/A}</math>, <math>1580\text{ nm}</math>) <math>0.91\text{ nW}</math> (@ <math>10^{10}\text{ V/A}</math>, <math>1580\text{ nm}</math>)</p> <p>NEP <math>10\text{ fW}/\sqrt{\text{Hz}}</math> (@ <math>1580\text{ nm}</math>, <math>100\text{ Hz}</math>)</p>
Output	<p>Output voltage range <math>-1.2\text{ V} \dots +10\text{ V}</math> (@ <math>\geq 100\text{ k}\Omega</math> output load)</p> <p>Max. output current <math>30\text{ mA}</math> (short-circuit proof)</p> <p>Output impedance <math>50\text{ }\Omega</math> (terminate with <math>\geq 100\text{ k}\Omega</math>)</p> <p>Output noise <math>0.75\text{ mV}_{\text{RMS}}</math> (<math>5\text{ mV}_{\text{PP}}</math>) typ. @ <math>10^9\text{ V/A}</math>, no signal on detector</p>
Power Supply	<p>Supply voltage <math>\pm 15\text{ V}</math> (<math>\pm 14.5 \dots 16.5\text{ V}</math>)</p> <p>Supply current <math>+32\text{ mA} / -25\text{ mA}</math> (depends on operating conditions, recommended power supply capability minimum <math>\pm 100\text{ mA}</math>)</p>
Case	<p>Weight <math>207\text{ g}</math> (<math>0.46\text{ lbs}</math>) PWPR-2K-IN-FS <math>220\text{ g}</math> (<math>0.49\text{ lbs}</math>) PWPR-2K-IN-FST incl. coupler ring</p> <p>Material AlMg4.5Mn, nickel-plated</p>
Temperature Range	<p>Storage temperature <math>-30\text{ }^\circ\text{C} \dots +85\text{ }^\circ\text{C}</math></p> <p>Operating temperature <math>0\text{ }^\circ\text{C} \dots +50\text{ }^\circ\text{C}</math></p>
Absolute Maximum Ratings	<p>Optical input power (CW) <math>10\text{ mW}</math></p> <p>Power supply voltage <math>\pm 20\text{ V}</math></p>

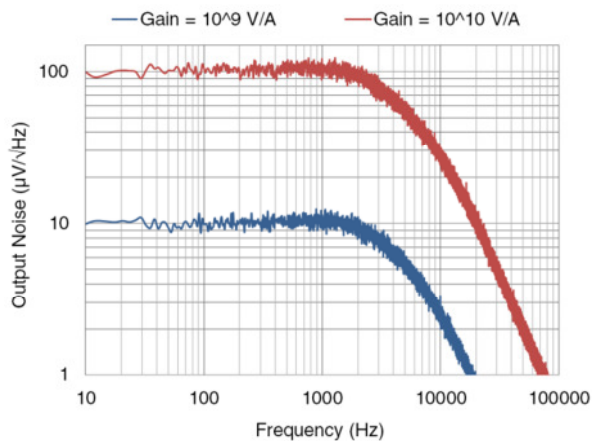
# Ultra-Low Noise 2 kHz Photoreceiver with InGaAs-PIN Photodiode

Typical Performance Characteristics

Frequency Response



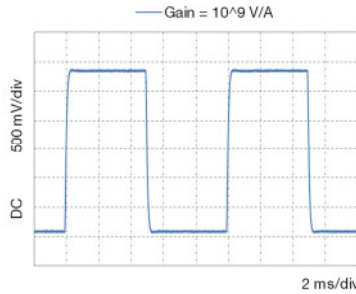
Output Noise



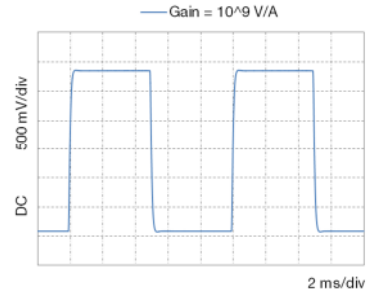
# Ultra-Low Noise 2 kHz Photoreceiver with InGaAs-PIN Photodiode

Typical Performance Characteristics (continued)

Step Signal Response @ 2500 pW (p-p, 1550 nm)

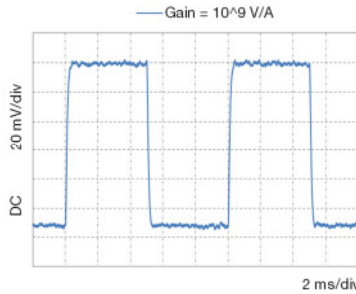


acquisition without averaging

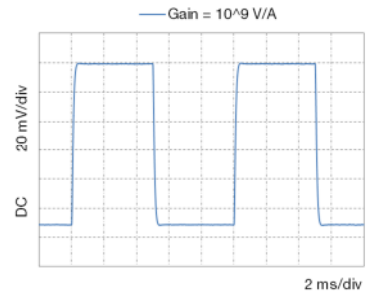


acquisition with 64x averaging

Step Signal Response @ 100 pW (p-p, 1550 nm)

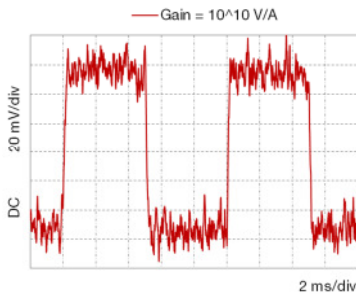


acquisition without averaging

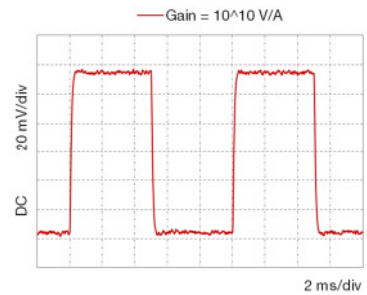


acquisition with 64x averaging

Step Signal Response @ 10 pW (p-p, 1550 nm)



acquisition without averaging



acquisition with 64x averaging

## Ultra-Low Noise 2 kHz Photoreceiver with InGaAs-PIN Photodiode

Connectors

Input

PWPR-2K-IN-FS

25 mm dia. unthreaded flange for free space applications

PWPR-2K-IN-FST

1.035"-40 threaded flange for free space applications and for use with fiber connector adapters PRA-FC and PRA-FSMA

fixed fiber optic input available as customized unit

Output

BNC jack (female)

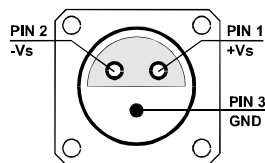
Power supply

Lemo® series 1S, 3-pin fixed socket (mating plug type: FFA.1S.303.CLAC52)

Pin 1: +15 V

Pin 2: -15 V

Pin 3: GND



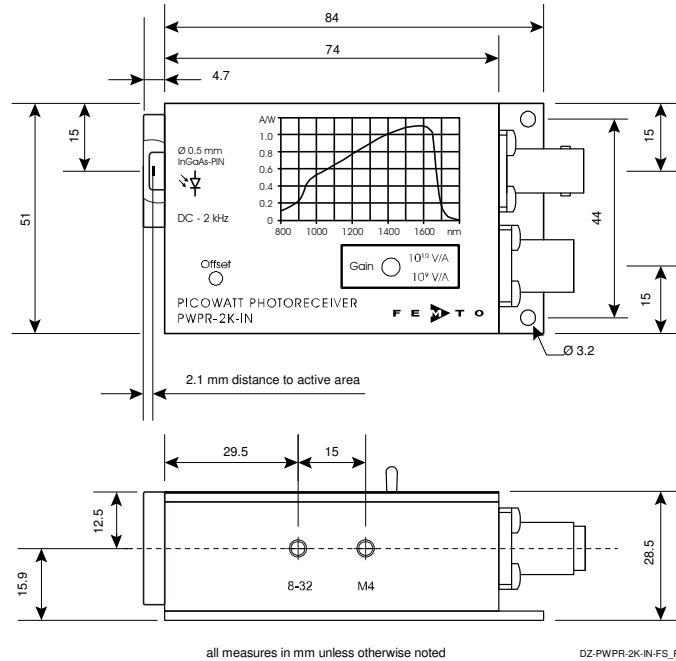
Scope of Delivery

PWPR-2K-IN, internally threaded coupler ring ("FST" version only), Lemo® 3-pin connector, datasheet, transport package

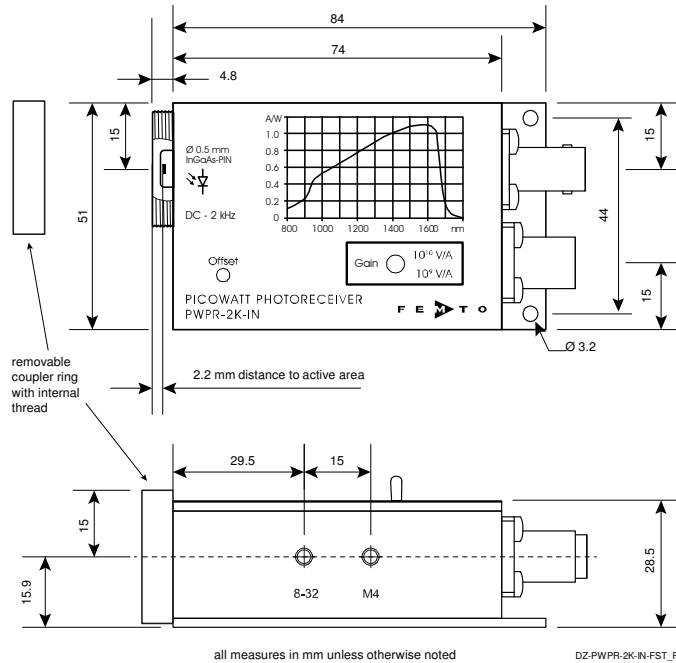
# Ultra-Low Noise 2 kHz Photoreceiver with InGaAs-PIN Photodiode

Dimensions

PWPR-2K-IN-FS (25 mm dia. unthreaded free space input)



PWPR-2K-IN-FST (1.035"-40 threaded free space input)



FEMTO Messtechnik GmbH  
 Klosterstr. 64  
 10179 Berlin · Germany  
 Phone: +49 30 280 4711-0  
 Fax: +49 30 280 4711-11  
 Email: info@femto.de  
 www.femto.de

Specifications are subject to change without notice. Information provided herein is believed to be accurate and reliable. However, no responsibility is assumed by FEMTO Messtechnik GmbH for its use, nor for any infringement of patents or other rights of third parties which may result from its use. No license is granted by implication or otherwise under any patent or patent rights of FEMTO Messtechnik GmbH. Product names mentioned may also be trademarks used here for identification purposes only.

© by FEMTO Messtechnik GmbH · Printed in Germany